



Kyoto City Map

Kyoto Guidelines

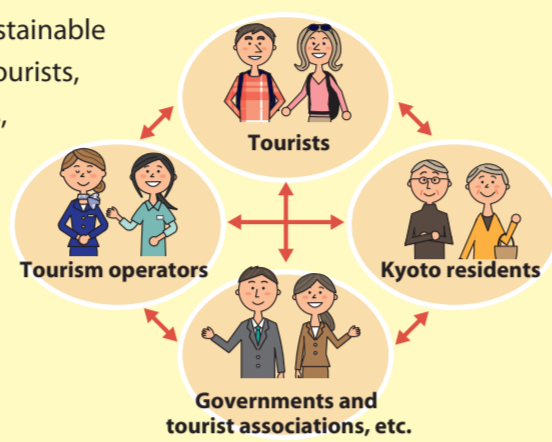
for sustainable tourism

Kyoto Tourism Code of Conduct



The Kyoto Guidelines for Sustainable Tourism

The Kyoto Guidelines for Sustainable Tourism are guidelines for tourists, tourism operators, residents, governments, tourist associations, and everyone else involved in tourism in Kyoto to respect one another and work together to create sustainable tourism in Kyoto.



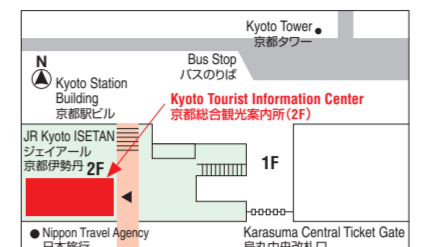
MIND YOUR MANNERS WHEN IN KYOTO...

- Shhh... Be considerate**: Move quietly when exploring residential areas or religious sites.
- Don't follow the crowd**: Don't follow the crowd.
- Leave your luggage behind**: Hands Free KYOTO.
- Don't litter**: Don't litter.
- Don't block the road**: Don't block the road.
- No smoking on public streets**: No smoking on public streets.

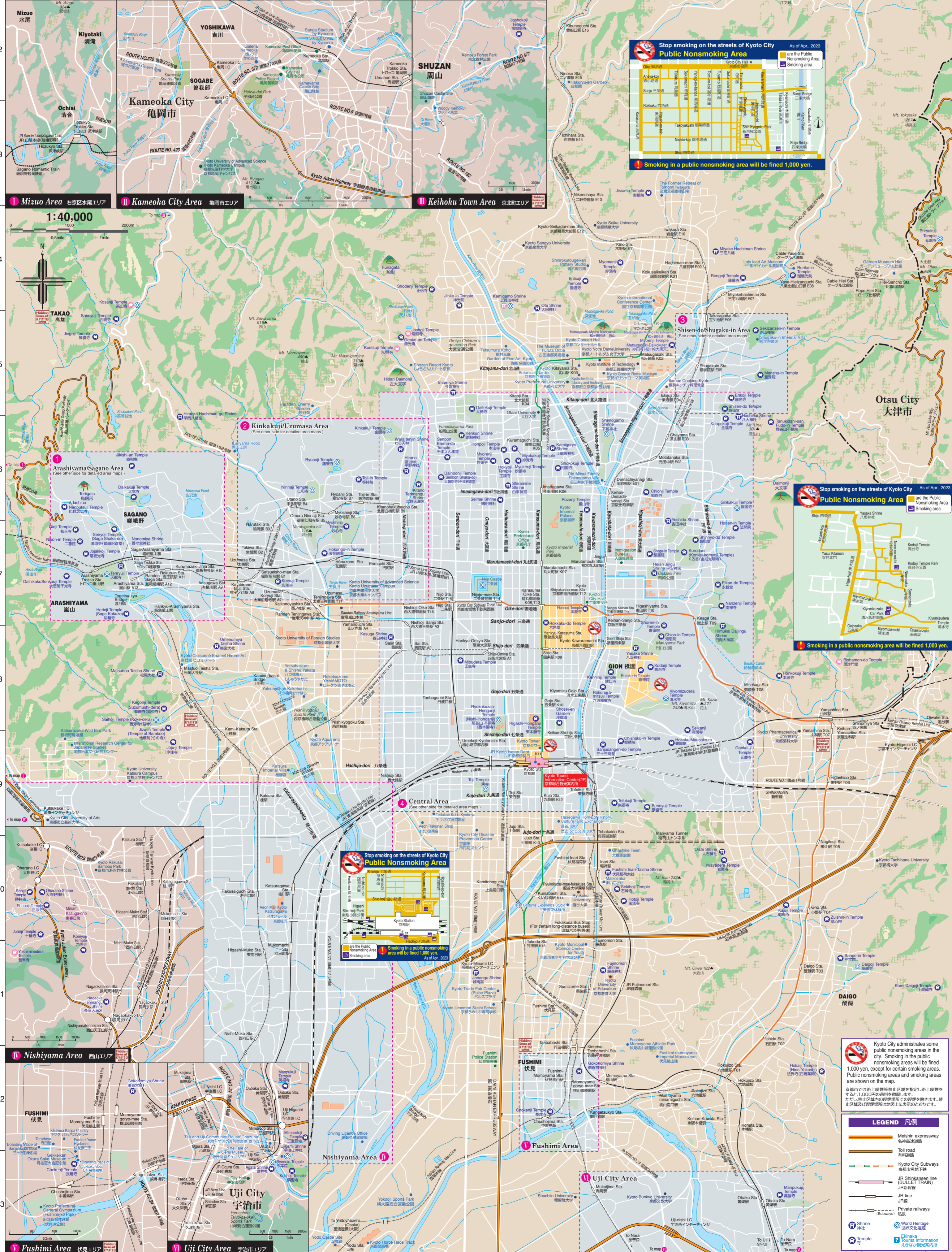
Acts marked with a prohibition sign (🚫) may violate Japanese law. Depending on the situation, police may intervene.

Kyoto Tourist Information Center "Kyo Navi"

京都総合観光案内所「京ナビ」
JR Kyoto Station Building 2F
(8:30-19:00, open 365 days a year)
JR京都駅ビル2階 南北自由通路沿い
●8:30-19:00 ●無休



Each specified area (1-13) has the magnified map on the back



Stop smoking on the streets of Kyoto City Public Nonsmoking Area

As of Apr. 2023

Public Nonsmoking Area (Public Nonsmoking Area)

Smoking Area (Smoking Area)

Smoking in a public nonsmoking area will be fined 1,000 yen.

Stop smoking on the streets of Kyoto City Public Nonsmoking Area

As of Apr. 2023

Public Nonsmoking Area (Public Nonsmoking Area)

Smoking Area (Smoking Area)

Smoking in a public nonsmoking area will be fined 1,000 yen.

Consideration for residents

As you enjoy your stay in Kyoto, please consider the needs of the people living in Kyoto. Please do not block the streets or be loud at night.

Environmentally friendly

Please travel with an environmentally friendly bag, and a reusable water bottle to reduce plastic waste.

Hidden Gems of KYOTO Project

The "Hidden Gems of Kyoto" is a project to bring you new sightseeing information on hidden attractions in the local areas slightly away from the central city area.



Sightseeing in the morning

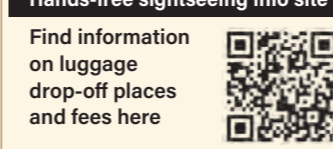
— the way to avoid the crowds and experience true Kyoto

- Kifune-jinja Shrine**: Dec. to Apr. 6:00AM - 6:00PM. May to Nov. and Jan. 1st to 3rd 6:00AM - 8:00PM. Amulets & fortune slips 9:00AM - 5:00PM.
- Nanzen-ji Temple**: Mar. - Nov. 8:40AM - 5:00PM *4:00PM. Dec. - Feb. 8:40AM - 4:30PM *4:10PM. From Dec. 28th to 31st, visits are not allowed.
- Nanzen-in Temple**: Mar. - Nov. 8:40AM - 5:00PM *4:00PM. Dec. - Feb. 8:40AM - 4:30PM *4:10PM. From Dec. 28th to 31st, visits are not allowed.
- Kiyomizu-dera Temple**: 6:00AM - 5:00PM. *Hours of operation may vary depending on the season.
- Rokuharamitsu-ji Temple**: 8:30AM - 5:00PM. Treasure house 8:30AM - 5:00PM *4:30PM.
- Kyoto Ryozen Gokoku-jinja Shrine**: 8:00AM - 5:00PM. Reception 9:00AM - 5:00PM.
- Kyoto Kannon**: 8:40AM - 4:20PM *1:00PM *12:40PM. Dec. 30th 8:40AM - 1:00PM *12:40PM. 31st Close.
- Josho-ji Temple**: 8:30AM - 5:00PM.
- Imakumano Kannon-ji Temple**: 8:00AM - 5:00PM.
- Tenryu-ji Temple**: 8:30AM - 5:00PM *4:30PM. North Gate 9:00AM - 5:00PM.
- Yoshimine-dera Temple**: From Apr. 1st 2021 Weekdays 8:30AM - 5:00PM *4:45PM. Sat., Sun., and holidays 8:00AM - 5:00PM *4:45PM.
- Kitano-tenmangu Shrine**: 6:30AM - 5:00PM. Reception of prayer requests 9:00AM - 4:30PM. Amulets & fortune slips 9:00AM - 5:00PM. *Praying in front of the main shrine building - 4:30PM.
- Hirano-jinja Shrine**: 6:00AM - 5:00PM. Amulets & fortune slips 8:00AM - 5:00PM.
- Ryoan-ji Temple**: Mar. - Nov. 8:00AM - 5:00PM. Sat., Sun., and holidays 8:30AM - 4:30PM. Shuin inscription 9:00AM - 4:00PM.
- Shiramine-jingu Shrine**: 8:00AM - 4:30PM. Amulets & fortune slips 8:00AM - 4:30PM.
- Honon-in Temple**: 6:00AM - 4:00PM.
- Heian-jingu Shrine**: Feb. 15th - Mar. 14th, Oct. 1st - 31st 6:00AM - 5:00PM *4:30PM. Nov. 1st - Feb. 14th 6:00AM - 5:00PM *4:30PM. Mar. 15th - Sept. 30th 6:00AM - 6:00PM *5:30PM.
- Ginkaku-ji Temple**: *The Silver Pavilion. Dec. - Feb. 9:00AM - 4:30PM.
- Konchi-in Temple**: Mar. - Nov. 8:30AM - 5:00PM. Dec. - Feb. 9:00AM - 4:30PM.
- Higashi-Hongan-ji Temple**: Apr. 1st - Nov. 15th 8:00AM - 5:00PM *4:30PM. Nov. - Feb. 6:00AM - 4:30PM. Reception 8:30AM - 5:00PM.
- Koshu-ji Temple**: 6:00AM - 5:00PM. Reception 9:00AM - 4:00PM.
- To-ji Temple**: Kon-do and Ko-do 8:00AM - 5:00PM *4:30PM. Treasure House and Kanchi-in Temple 9:00AM - 5:00PM *4:30PM.
- Bishamon-do Temple**: Dec. 1st - Mar. 15th 8:30AM - 4:30PM *4:00PM.

Please do not bring large pieces of luggage onto the City Bus



Hands-free sightseeing info site



Kyoto Station locker availability status



Travel Smart

Start your comfortable travel from Kyoto
Avoid the crowds by checking on congestion at your destination and by using the trains.

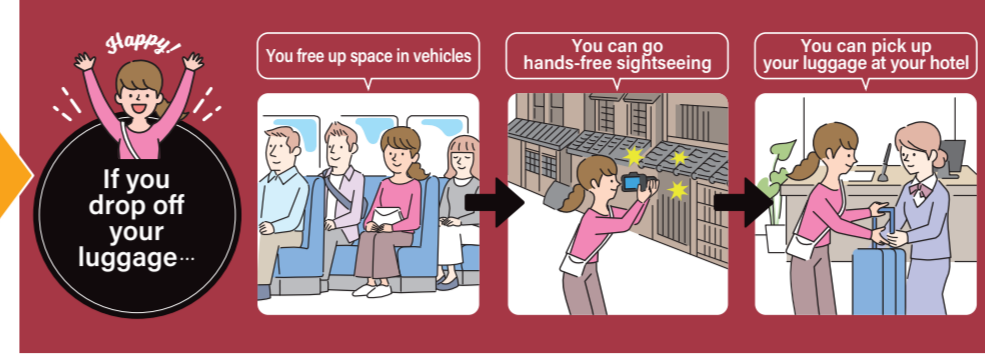
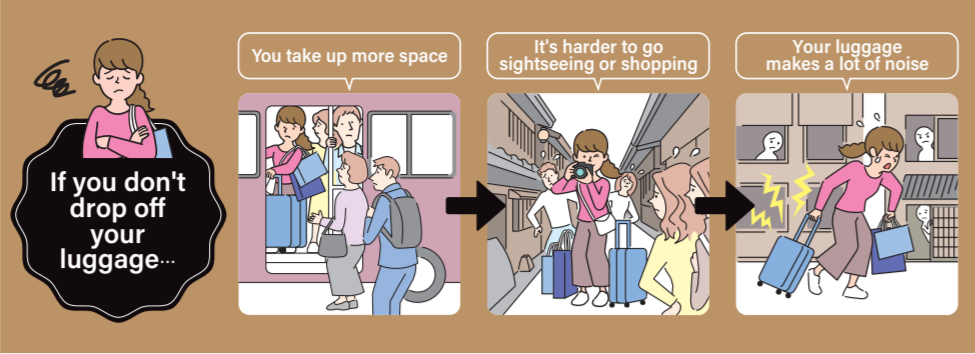


Board any Kyoto Municipal Subway line, all routes on the Kyoto City Bus, Kyoto Bus*, Keihan Bus*, and West Japan JR Bus* as many times as you like in one day.
Most major tourist destinations in Kyoto can be visited using this pass. (*Excludes some routes)
Using the subway and bus in combination can reduce travel times to make getting around Kyoto more efficient, for travel that is cost-effective and convenient.
*Keihan Bus and West Japan JR Bus cannot be used with the I-Koto One-Day Pass and the Kyo-mequet One Day Pass.
A separate fare will be required when boarding the Keihan Bus or West Japan JR Bus with these passes.



Enjoy hands-free sightseeing in Kyoto

Bringing suitcases or other large luggage onto buses or trains can cause crowding and even prevent local residents from using their own transportation systems. Go "hands-free sightseeing" whenever possible so everyone can get around comfortably!



*If you cannot check in large luggage, please consider using taxis or more personalized services.

LIVE CAMERA

The degree of congestion
Enjoy safe and secure travel in Kyoto. We provide useful information for avoiding congestion, by forecasting comfort levels around popular spots, real-time information from live cameras, and attractive sightseeing spots that are relatively empty even during the daytime.
Please enjoy sightseeing in Kyoto comfortably while skillfully avoiding crowded times and places.
*The degree of congestion is the number of people at a sightseeing spot indicated on a 5-point scale.



MIND YOUR MANNERS WHEN IN KYOTO... MOVE LIKE A LOCAL



Shhh... Be considerate. Move quietly when exploring residential areas or religious sites.



Don't follow the crowd



Leave your luggage behind. Hands Free KYOTO

BE ECO-FRIENDLY



Bring a reusable bottle & shopping bag



Don't litter. PENALTY

HELP KEEP KYOTO AUTHENTIC



Support local culture. Buy local to support Kyoto's businesses and artisans.



Cultural heritage & historical sites are easily damaged. PENALTY

PLEASE



Don't stop geisha on the street. Don't take photos without permission. PENALTY



No photos where prohibited. KEEP OUT. PENALTY

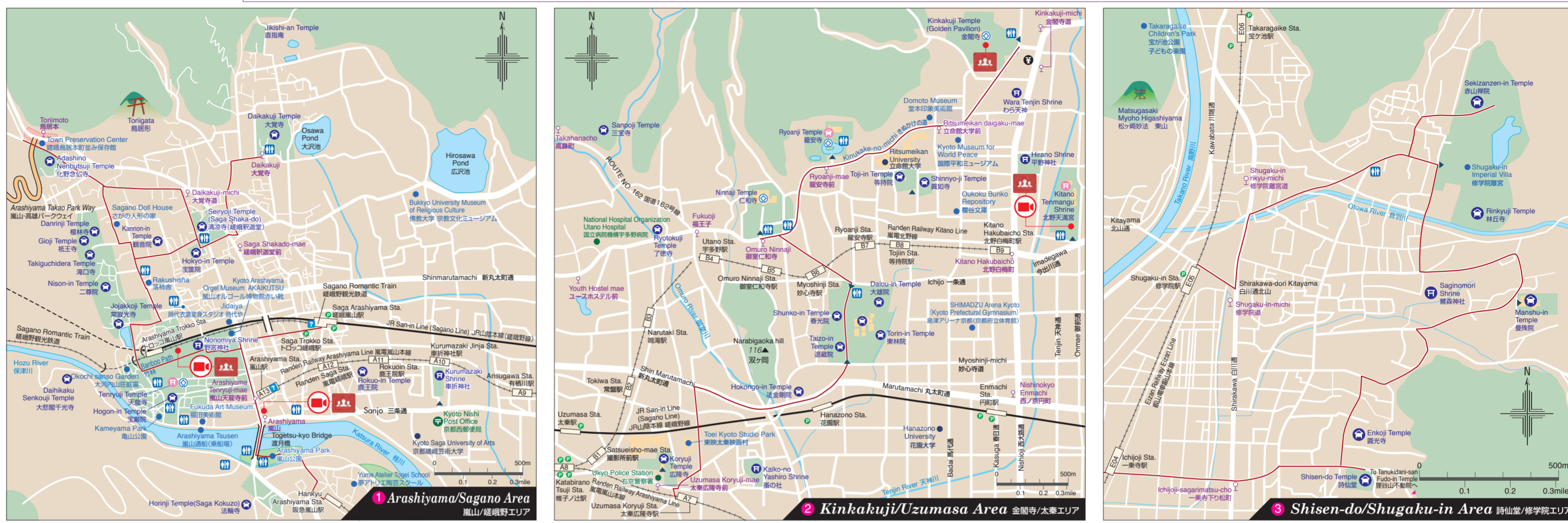


Don't block the road. PENALTY



No smoking on public streets. PENALTY

Recommended Walks: The red lines on the map show 6 recommended walk routes. Each route takes about 1-2 hours to cover.



Central Area: 市内中心部エリア

